TOYOTA

Vehicle	Application
Rav 4	ZCA25L / ZCA26L

Part number	Engine
PZ434-14790-3Z PZ434-14791-3Z	1ZZ-FE

Motorvärmare
Moottorinlämmitin
Engine pre-heater
Motorvorwärmer

VARNING!
Motorvärmaren får ej anslutas till uttag med säkring större än 10 A.

WARNING!
The engine pre-heater may not be connected to an outlet with fuse rated at higher than 10Amp.

VAROITUS!
Moottorinlämmitintä ei saa kytkeä pistorasiaan, jossa on yli 10 Ampeerin sulake.

WARNUNG!
Den Motorwärmer darf nicht an Steckdosen mit Sicherungen größer als 10A angeschlossen werden.

INNEHÅLL - SISÄLTÖ - KIT CONTENT - STUCKLISTE

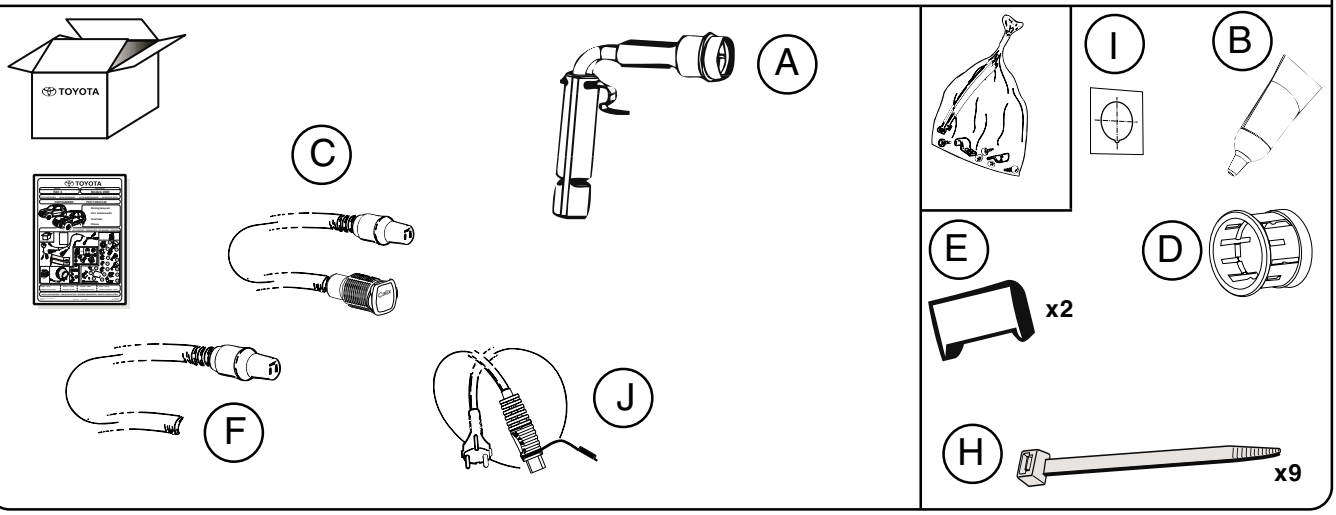

-Vikt:	1,1 kg	-Paino:	1,1 kg
Installationstid:	30 minuter	Asennus Aika:	30 Minuuttia
-Weight:	1,1 kg	-Gewicht:	1,1 kg
Installation time:	30 minutes	Anbauzeit:	30 Minuten

MONTERINGSANVISNING - ASENNUSOHJEET - ASSEMBLY INSTRUCTIONS - EINBAUHINWEISE

①

SVENSKA
Demontera kåpan över motorn och luftfilter boxen.
SUOMI
Irrota moottorin päällä oleva kotelo ja ilmansuodattimen kotelo.
ENGLISH
Remove engine cover and airfilterbox.
DEUTSCH
Die Haube über Motor und Luftfiltergehäuse demontieren.

②



SVENSKA
Applicera pastan i ett jämnt skikt över värmarkroppen
SUOMI
Levitä pasta tasaisesti elementin päälle.
ENGLISH
Spread compound evenly over the heater core.
DEUTSCH
Die Paste eben über den Körper des Wärmers applizieren.

③



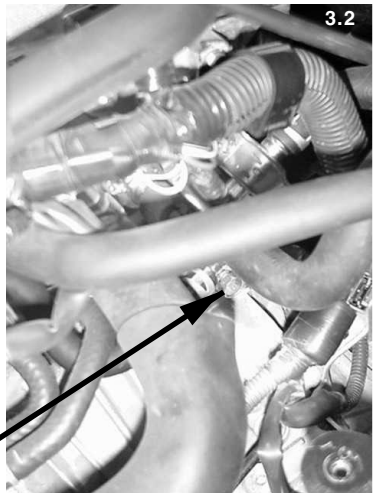

SVENSKA
Lossa fästet för Kupévärmeväxlarröret
före montering av motorvärmaren
SUOMI
Irrota lämmityslaiteputken kiinnike ennen
moottorinlämmittimen asennusta

ENGLISH
Loosen bolt in order to be able to move
bracket to allow installation of pre heater
element
DEUTSCH
Den Gewindebolzen lösen, damit der Halter
entfernt werden kann, um den
Einbau des Vorwärmelements zu ermöglichen

Viktigt!
Tärkeää!
Critical operation
Achtung!

Användar säkerhet
Työturvallisuus
Operator safety
Benutzer Sicherheit

Kontroll punkt
Tarkistuskohta
Check point
Kontrollpunkt

③







SVENSKA
Värmar placering
SUOMI
Asenna lämmitin paikalleen.

ENGLISH
Heater placement
DEUTSCH
Wärmerplatzierung

”Click”

④

Kabeldragning och fastsättning.
Kaapelointi ja kiinnittäminen.

Wire harness routing and strapping.
Kabelziehung und Befestigung.





SVENSKA
Fästpunkter för buntband
SUOMI
Nippusiteiden kiinnityskohdat.

ENGLISH
Strapping points
DEUTUSH
Festpunkte für Bündelbänder

= **SVENSKA**
Kabeldragning.
SUOMI
Kaapelointi.

ENGLISH
Wire harness routing.
DEUTUSH
Kabelziehung

⑤



SVENSKA
Olja O-ringen före montering
SUOMI
Voitele o-rengas ennen asennusta.
ENGLISH
Lightly oil in the O-ring before installining.
DEUTSCH
Öl an den O-Ring ehe Montierung

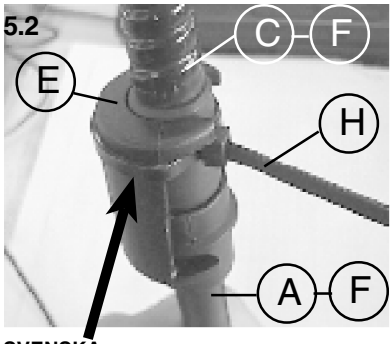

SVENSKA
Montera ett buntband på snäppet
SUOMI
Asenna nippuside pikalukon ympäri.
ENGLISH
Fit a cable tie around the clamp
DEUTSCH
Ein Bündelband auf den Sicherheitsklips montieren

MODEL 2003

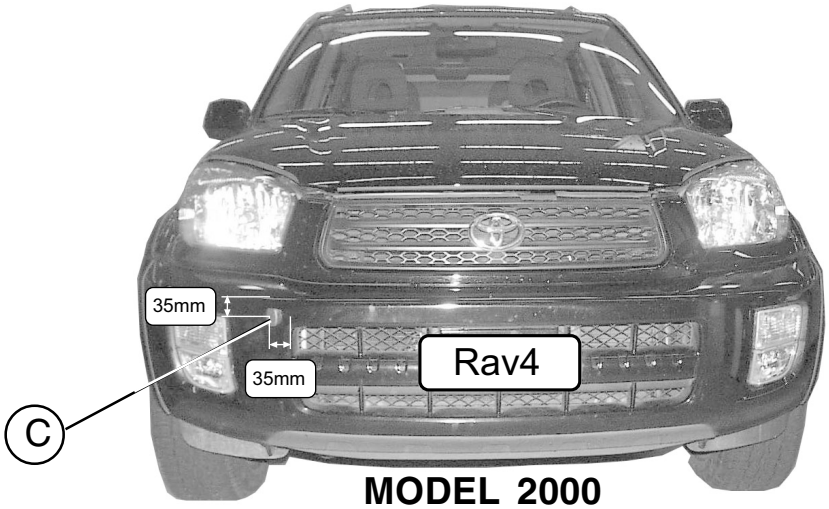
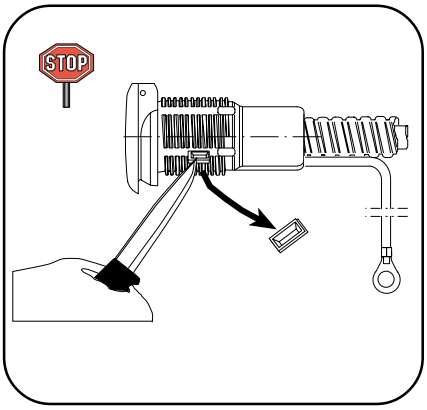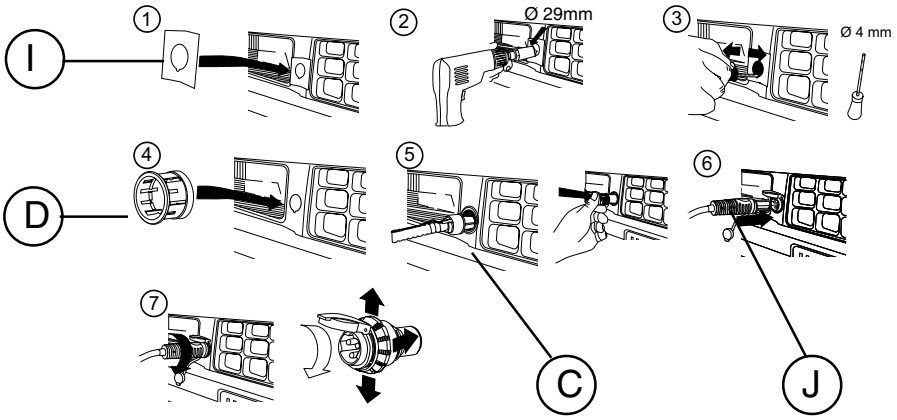
MODEL 2000